



UPDATING YOUR CYBER SCHOOL MANAGER MOBILE APP

Dear Students,

Welcome to the **Academic Session 2021-22**. Our **CYBER SCHOOL MANAGER APP (CSM)** is there to bridge the gap between the school, students, and parents. As the **CSM Mobile App** is regularly updated to add new features, fix bugs, and improve performance. It is advised to keep updating the **Mobile Operating System (OS)** and **CMS App** on regular basis to avoid running into problems and issues.


Please note that this update process is only for the mobile app, the web application is cloud based and is updated automatically.

Update your Google Device/Android OS

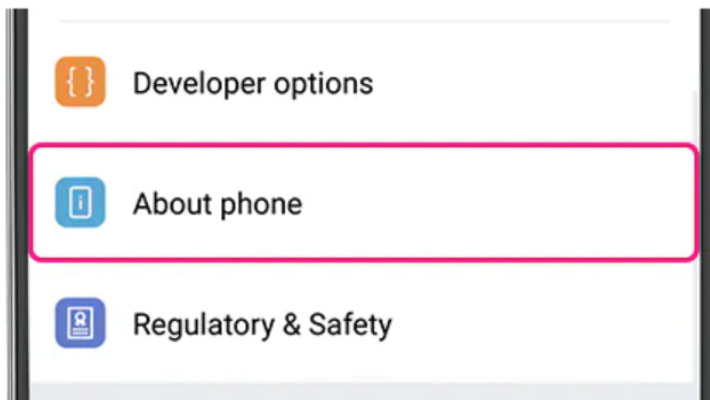
- **Plug** your device to the power socket
- Make sure your device is connected to **Wi-Fi**



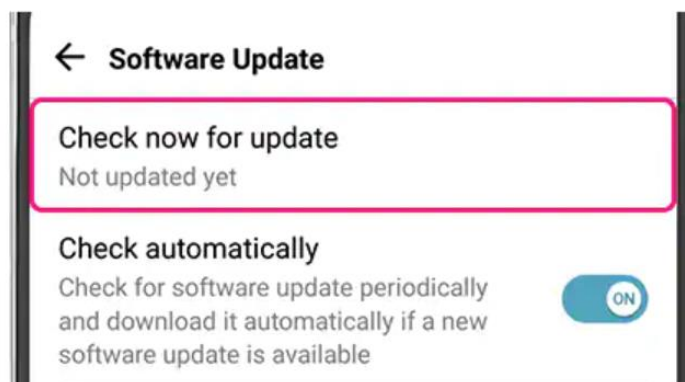
- Open Settings



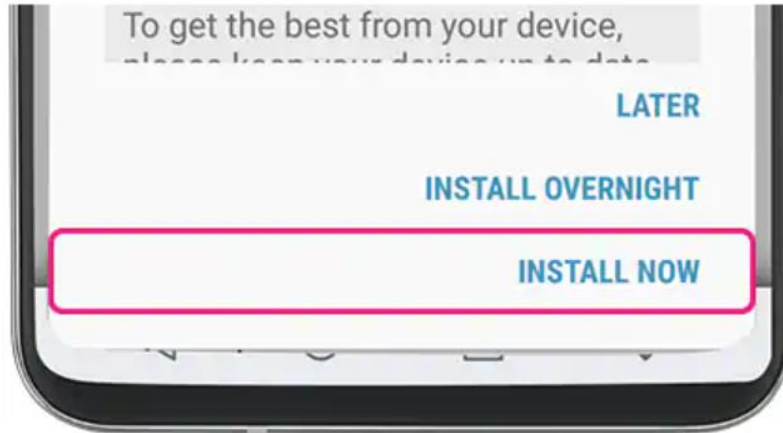
- Select- **About Phone**



- Tap- **Check now for Updates**. If an update is available, an **Update** button will appear. Tap it.

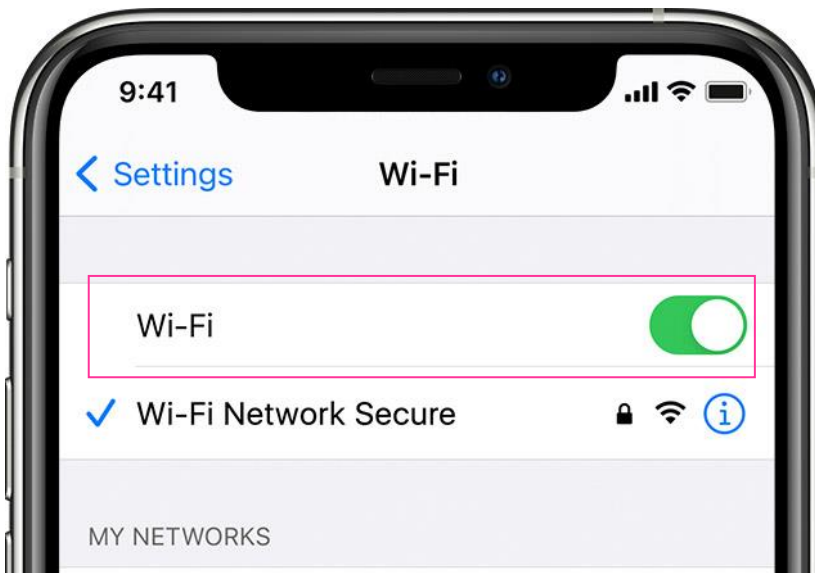


- **Install**- depending on the Android OS version, you'll see- **Install Now, Reboot and install**, or **Install System Software**. Tap it.

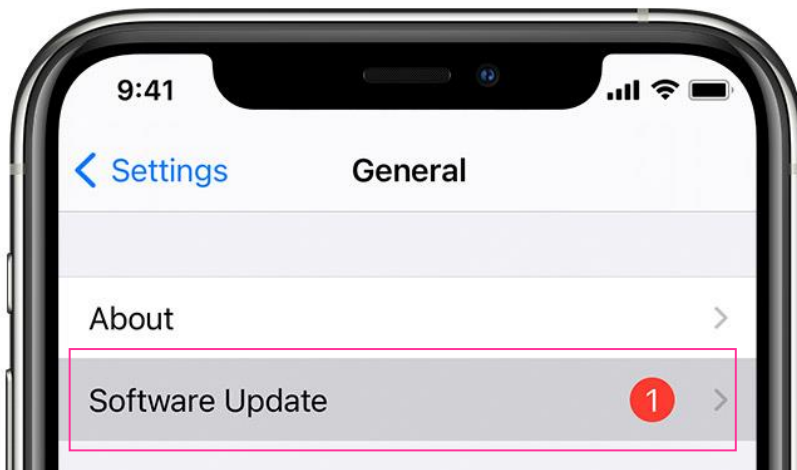


Update your Apple Device/iOS

- **Plug** your device into power socket
- Connect to the Internet with **Wi-Fi**

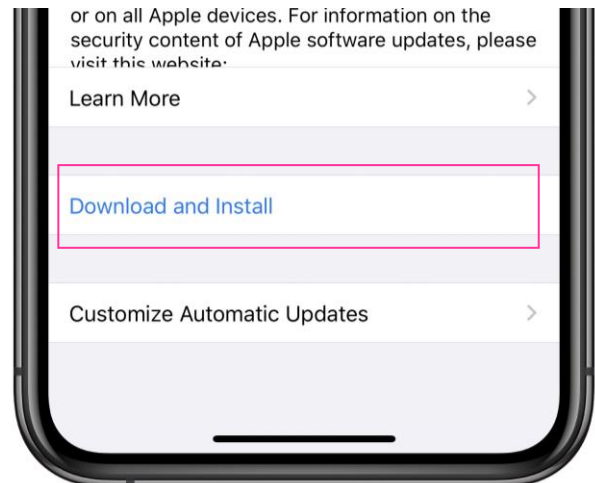


- Go to **Settings > General**, then tap **Software Update**.



- Tap- **Download and Install**

To update now, tap- **Download and Install**, if asked, enter your passcode.



Update your CSM App

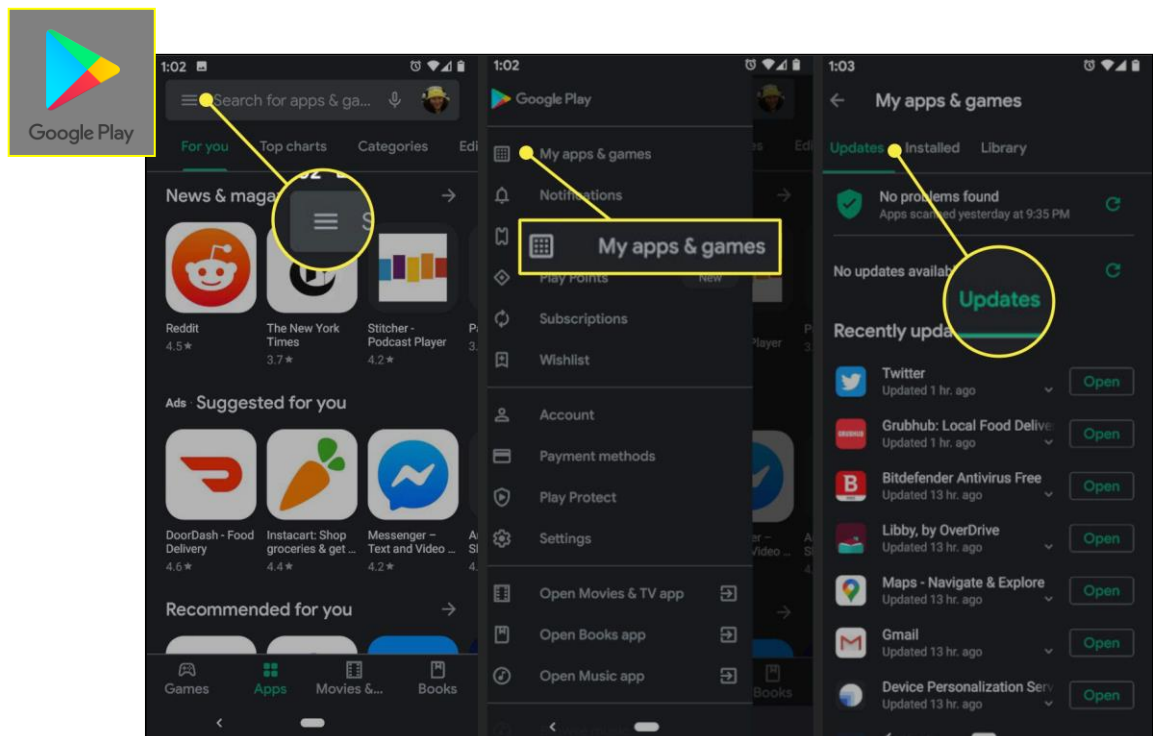
Option 1- Once your OS is updated, you can go to your CSM School App, if there is an update available the CSM App will prompt you to update the app, Tap on-**Update** and it will begin the process of updating the CSM App.

Option 2- You can also opt to update your CSM App manually, for which you can follow the following steps:

Update CSM App manually for Android


To update CSM App manually use the Google Play Store app on your mobile device:

1. Open the **Google Play Store app**
2. Tap Menu ☰ > **Manage apps & devices**
3. Apps with an update available are labelled "**Update available.**" You can search for a **Cyber School Manager (CSM) App**
4. Tap- **Update**



Update CSM App manually for Apple/iOS Devices

1. Open the **App Store**
2. Tap your **profile icon** at the top of the screen
3. Scroll to see pending updates
4. Look for **Cyber School Manager (CSM) App**, Tap- **Update** next to an CSM App



If you are still facing any issues or problems

1. Take a **screenshot** of the error or issue you are facing
2. **For quick response**, contact your ward's **Class Teacher** and inform them about the issue you are facing
3. **Get in touch with the coordinator** if you are still facing issues or if the teacher is unavailable
4. For any technical help or unresolved queries, you can drop a mail to tech_help@gurukulglobalschool.co.in
(Please make sure that you elaborate your issue and attach the screenshot)

Warm Regards,
Principal